





Visual test of M28 fuel cartridges with a torch

<p>1. Hold the lit torch against narrower side of the fuel cartridge on the opposite side of the sealing cap</p> <p>See photo right</p>	
<p>2. On the other side of the fuel cell you will then see the shadow of the tubes</p> <p>If necessary you can change the position of the torch</p> <p>3. Check that both tubes are connected to the valve.</p>	
 <p>Fuel Cartridge defective</p>	 <p>Fuel Cartridge defective</p>
<p>4. In the case where only one tube is visible please reject the fuel cartridge</p>	